



## 1.0 Avaya J100-Series IP Phones

The Avaya J100-Series represent Avaya's latest generation of IP Phones which are optimized for use on Avaya and selected non-Avaya call servers. The J100-Series use a refreshed industrial design and common software providing a consistent installation and user experience.

The J100-Series IP Phones ship with "Avaya J100-Series SIP" software which provides features and connectivity. Details on the capabilities of each release of this software is provided in a separate ReadMe file.

### 1.1. Avaya J129 IP Phone

The Avaya J129 IP Phone is a cost-effective, entry-level IP Phone that addresses the need for secure, basic voice communications for users within large Enterprises and Small and Medium-sized companies. It is well suited for location-based or 'walk-up' use cases including in Lobbies, Waiting Areas, Lunch Rooms, Retail, Manufacturing, Hallways, Cubicles.



### 1.2. Avaya J169 IP Phone

The Avaya J169 IP Phone is an IP Phone that addresses the need for everyday voice communications. It is targeted for medium-volume users that need the full range of telephony features.



### 1.3. Avaya J179 IP Phone

The Avaya J179 IP Phone is an IP Phone that addresses the need for everyday voice communications. It is targeted for professionals/knowledge workers/salespeople/call center – i.e. medium/high volume users who rely on the full range of telephony/productivity/collaboration features.



### 1.4. Avaya JBM24 Button Module

The JBM24 Expansion Module provides access to up to 24 buttons and lamps. Three JBM24 modules can be simultaneously connected to the J169 IP Phone and J179 IP Phone.



### 1.5. Avaya J100 Wireless Module

The J100 Wireless Module is an optional plug-in hardware module. It provides WLAN connectivity for the J129 IP Phone and WLAN/Bluetooth® connectivity for the J179 IP Phone. Support for WLAN requires J100 2.0.0 software. Support for Bluetooth® requires J100 4.0.0 software.



### 1.6. Avaya J139 IP Phone

The Avaya J139 IP Phone is a cost-effective, entry-level IP Phone that addresses the need for secure, basic voice communications for users within large Enterprises and Small and Medium-sized companies. It is well suited for users that make a low number of calls on a daily basis and need a minimal feature set



## 2.0 About the Avaya J129 IP Phone

### 2.1. Functionality of J129

The Avaya J129 IP Phone provides the following capabilities:

- One line phone, supports two concurrent calls
- 2.3" (diagonal) monochrome display - 128 x 32 pixels
- 3 Context Sensitive Soft Keys
- Easy to use features including Hold, Transfer, Conference, Forward, Call Park / UnPark
- Supports SIP-AST for enhanced features and integration on Avaya Aura<sup>1</sup>
- Native support with IP Office as a basic SIP phone, and in centralized Branch mode
- Supported on selected 3rd-party Open SIP call platforms.
- Excellent audio – Handset & Speakerphone. *No headset port.*
- Supports optional J100 Wireless Module<sup>2</sup> for Wi-Fi<sup>®</sup> connectivity
- Recent Call Log (100 entries) / Aura Contact List (250 entries)<sup>1</sup>
- Built in volume boost control in Handset for Hearing Impaired<sup>3</sup>
- Mute Key with Mute Alerting
- Dual 10/100 Ethernet ports to support co-located PC
- Power over Ethernet Class 1 and support for 802.3az.
- Simultaneous Registration & Fallback like 9600-series<sup>1</sup>
- Support for TLS / SRTP for encryption <sup>1,4</sup>
- Supports Basic IPT License; Enhanced IPT License for Security & Aura Resiliency<sup>4</sup>, Core License for SBC<sup>4</sup>; and Avaya IP Endpoint License with IP Office
- Configurable via web interface<sup>2</sup>.



The Avaya J129 IP Phone uses J100 Series SIP software which supports the Avaya SIP-AST software with Avaya Aura<sup>®</sup> which provides incremental features over third party offers which support 'SIPPING 19' standards-based SIP software. The Avaya J129 IP Phone supports the additional and relevant SIP-AST features, and presents the

---

<sup>1</sup> Supported with Avaya Aura<sup>®</sup> only.

<sup>2</sup> Requires J100 SIP 2.0 software.

<sup>3</sup> No need to separately order an amplified handset.

<sup>4</sup> Requires Enhanced IPT or Core License with Avaya Aura<sup>®</sup>

## Introducing the J100-Series IP Phones

features to users in a more familiar and integrated way, similar to Avaya 9600 Series features.

The Avaya J129 IP Phone with J100 Series SIP software is supported as a basic SIP set with IP Office, both natively and in a failover from an Avaya Aura configuration in a branch mode. The Avaya J129 IP Phone with J100 Series SIP software is also supported with selected 3<sup>rd</sup>-party open SIP call platforms.

The Avaya J129 IP Phone replaced the Avaya E129 SIP Deskphone and Avaya 9601 SIP Deskphone as Avaya's entry level IP Phones. Customers who might purchase the Avaya 1603-I IP Phone and Avaya 1603SW-I IP Phone may consider the Avaya J129 IP Phone as well.

### **2.2. Why Purchase the Avaya J129 IP Phone?**

The Avaya J129 IP Phone is a cost-effective basic phone intended for simple communication, where making and receiving calls is the primary need, and it is best suited for a location-based phone (rather than a user-based phone) is required, for example: lobbies, waiting rooms, lunch areas, warehouses, classrooms, or retail spaces, where a phone is associated more with a particular space, than with a particular user. The Avaya J129 IP Phone can also be used for basic office use by a single user, including in some remote office scenarios requiring secure connection via Session Border Control. Note that the Avaya J129 IP Phones does not support a headset so is not appropriate for situations where a headset is required.

The Avaya J129 IP Phone is the ideal solution for end-users who need the following capability:

- Only 10/100 Ethernet connectivity
- Wireless Lan connectivity

and do not need:

- Headset
- Interworking with Avaya Contact Center Elite (CC Elite)
- Any of the following features on Avaya Aura® (MLPP, Bridge Call Appearance, Call Pickup, Hunt Group Busy, Team Button, Busy Indicator, Enhanced Call Forward, Dial Intercom, Exclusion, LNCC, Priority Calls, Whisper Page)
- Full feature capability on Avaya IP Office™
- Color display
- Support for Bluetooth® headsets
- Button modules

### **2.3. License Requirements – J129 IP Phone**

With Avaya Aura®, the Avaya J129 IP Phone is supported with the value priced Basic IPT License. The same requirements apply when ordering and using the Basic or Enhanced IPT Licenses when purchasing the Avaya J129 IP Phone as what existed

## Introducing the J100-Series IP Phones

when purchasing the E129 SIP Deskphone or 9601 SIP Deskphone. These requirements are documented in the [Avaya Aura IPT Licensing Offer Definition](#) and include:

- For each Basic IPT license ordered, there must be an equivalent number of Avaya J129 IP Phones ordered (or 1603-I, 1603SW-I, J139, or IPO Analog Terminal Adapters, in any combination)
- For each Enhanced IPT License ordered, there must be an equivalent number of Avaya J129/J139 IP Phones ordered
- Minimum of 100 IPT Licenses must be ordered
- Suite licenses (V1: Foundation, Mobility, Collaboration or V2: Core, Power) must make up at least 20% of the total\* Licenses in the system. \*Total licenses in the system include Suites + Analog + IPT.

When considering the use of the Avaya J129 IP Phone on Avaya Aura®, careful consideration must be made of the features required by the users and the associated licence.

- The Basic IPT License entitles the user to basic communications and features only, with additional a la carte licenses required to enable features including CM Messaging, Avaya Aura Messaging (Basic or Mainstream), or EC500.
- The Avaya J129 IP Phone supports additional features that are enabled through the use of the Enhanced IPT or Core Licenses. An Enhanced IPT License is required to use security features including SRTP, TLS, encrypted SRTCP, and certificates, as well as for Aura resiliency. The use of an Avaya J129 IP Phone with a Core License on Avaya Aura® will enable all supported features within other Licensing levels listed above including Multiple Device Access (MDA), EC500, enhanced Security and Resiliency. To enable remote use with Avaya Session Border Control for Enterprise, an Avaya Core License and a la carte SBC add-on license is required.

With Avaya IP Office™, the Avaya IP Endpoint license is required.

## 3.0 About the Avaya J169 IP Phone

### 3.1. Functionality of J169

The Avaya J169 IP Phone provides the following capabilities:

- Multiple line phone with eight red/green line/feature indicators around display
- 3.5" (diagonal) grayscale display – 320 x 240 pixels
- 4 Context Sensitive Soft Keys
- Supports SIP-AST for enhanced features and integration on Avaya Aura<sup>5</sup>
- Supports “CCMS over SIP” for enhanced features and integration on IP Office<sup>6</sup>
- Supported on selected 3rd-party Open SIP call platforms<sup>8</sup>.
- Supports H.323 software for integration with Avaya Communication Manager<sup>7</sup> and Avaya IP Office<sup>7</sup>.
- Excellent audio – Handset & Speakerphone. Integrated RJ9 headset port with Electronic Hook Switch (EHS).
- Recent Call Log (100 entries) / Aura Contact List (250 entries)<sup>5</sup>
- Extensive ability for user to customize<sup>8</sup>
- Built in volume boost control in Handset for Hearing Impaired<sup>9</sup>
- Mute Key with Mute Alerting
- Dual 10/100/1000 Ethernet ports to support co-located PC
- Supports up to three JBM24 Expansion Modules
- Power over Ethernet Class 1 (class 2 with JBM24) and support for 802.3az.
- Optional AC -> 5 volt DC power supply
- Simultaneous Registration & Fallback like 9600-series<sup>5</sup>
- Support for TLS / SRTP for encryption
- Configurable via web interface<sup>8</sup>.



---

<sup>5</sup> Supported with Avaya Aura<sup>®</sup> only.

<sup>6</sup> Requires J100 SIP 2.0 software and IP Office 11.0 software.

<sup>7</sup> Requires Deskphone H.323 6.7 or later software.

<sup>8</sup> Requires J100 SIP 2.0 software

<sup>9</sup> No need to separately order an amplified handset.

## Introducing the J100-Series IP Phones

The Avaya J169 IP Phone uses J100 Series SIP software which supports the Avaya SIP-AST software with Avaya Aura® which provides incremental features over third party offers which support ‘SIPPING 19’ standards-based SIP software. With J100 SIP 2.0 or later software and IP Office 11.0 or later software, the Avaya J169 IP Phone provides incremental features over third party offers which support “SIPPING 19” standards-based SIP software. The Avaya J169 IP Phone can optionally be converted to utilize Deskphone H.323 6.7 software for deployment on Avaya Communication Manager or Avaya IP Office.

### 3.2. Why Purchase the Avaya J169 IP Phone?

The Avaya J169 IP Phone is an IP Phone that addresses the need for everyday voice communications. It is targeted for medium-volume users that need the full range of telephony features.

The Avaya J169 IP Phone is the ideal solution for end-users who need any of the following capability:

- Gigabit Ethernet
- Headset
- Interworking with Avaya Contact Center Elite (CC Elite)
- Any of the following features on Avaya Aura® (MLPP, Bridge Call Appearance, Call Pickup, Hunt Group Busy, Team Button, Busy Indicator, Enhanced Call Forward, Dial Intercom, Exclusion, LNCC, Priority Calls, Whisper Page)
- Full feature capability on Avaya IP Office™

and do not need:

- Color display
- Wireless Lan connectivity
- Support for Bluetooth® headsets

### 3.3. License Requirements – J169 IP Phone

With Avaya Aura®, the Avaya J169 IP Phone requires a Core, Power or Foundation license. With Avaya IP Office™, the Avaya IP Endpoint license is required.

## 4.0 About the Avaya J179 IP Phone

### 4.1. Functionality of J179

The Avaya J179 IP Phone provides the following capabilities:

- Multiple line phone with eight red/green line/feature indicators around display
- 3.5" (diagonal) color display – 320 x 240 pixels
- 4 Context Sensitive Soft Keys
- Supports SIP-AST for enhanced features and integration on Avaya Aura<sup>10</sup>
- Supports “CCMS over SIP” for enhanced features and integration on IP Office<sup>11</sup>
- Supported on selected 3rd-party Open SIP call platforms<sup>13</sup>.
- Supports H.323 software for integration with Avaya Communication Manager<sup>12</sup> and Avaya IP Office<sup>12</sup>.
- Excellent audio – Handset & Speakerphone. Integrated RJ9 headset port with Electronic Hook Switch (EHS).
- Supports optional J100 Wireless Module<sup>13</sup> for Wi-Fi<sup>®</sup> connectivity and/or Bluetooth<sup>®</sup> wireless headset. Bluetooth<sup>®</sup> is not supported with IP Office.
- Recent Call Log (100 entries) / Aura Contact List (250 entries)<sup>5</sup>
- Extensive ability for user to customize<sup>13</sup>
- Built in volume boost control in Handset for Hearing Impaired<sup>14</sup>
- Mute Key with Mute Alerting
- Dual 10/100/1000 Ethernet ports to support co-located PC
- Supports up to three JBM24 Expansion Modules
- Power over Ethernet Class 1 (class 2 with JBM24) and support for 802.3az.



---

<sup>10</sup> Supported with Avaya Aura<sup>®</sup> only.

<sup>11</sup> Requires J100 SIP 2.0 software and IP Office 11.0 software.

<sup>12</sup> Requires Deskphone H.323 6.7 or later software.

<sup>13</sup> Requires J100 SIP 2.0 software for WLAN, and J100 SIP 4.0.0 software for Bluetooth<sup>®</sup>.

<sup>14</sup> No need to separately order an amplified handset.



## Introducing the J100-Series IP Phones

- Optional AC -> 5 volt DC power supply
- Simultaneous Registration & Fallback like 9600-series<sup>10</sup>
- Support for TLS / SRTP for encryption
- Configurable via web interface<sup>13</sup>.

The Avaya J179 IP Phone uses J100 Series SIP software which supports the Avaya SIP-AST software with Avaya Aura<sup>®</sup> which provides incremental features over third party offers which support 'SIPPING 19' standards-based SIP software. With J100 SIP 2.0 or later software and IP Office 11.0 or later software, the Avaya J179 IP Phone provides incremental features over third party offers which support "SIPPING 19" standards-based SIP software. The Avaya J179 IP Phone can optionally be converted to utilize Deskphone H.323 6.7 software for deployment on Avaya Communication Manager or Avaya IP Office.

### 4.2. Why Purchase the Avaya J179 IP Phone?

The Avaya J179 IP Phone is an IP Phone that addresses the need for everyday voice communications. It is targeted for professionals/knowledge workers/salespeople/call center - medium/high volume users who rely on the full range of telephony/productivity/collaboration features

The Avaya J179 IP Phone is the ideal solution for end-users who need any of the following capability:

- Gigabit Ethernet
- Headset
- Interworking with Avaya Contact Center Elite (CC Elite)
- Any of the following features on Avaya Aura<sup>®</sup> (MLPP, Bridge Call Appearance, Call Pickup, Hunt Group Busy, Team Button, Busy Indicator, Enhanced Call Forward, Dial Intercom, Exclusion, LNCC, Priority Calls, Whisper Page)
- Full feature capability on Avaya IP Office<sup>™</sup>
- Color display
- Wireless Lan connectivity
- Support for Bluetooth<sup>®</sup> headsets on Avaya Aura<sup>®</sup> or 3PCC.

### 4.3. License Requirements – J179 IP Phone

With Avaya Aura<sup>®</sup>, the Avaya J179 IP Phone requires requires a Core, Power or Foundation license. With Avaya IP Office<sup>™</sup>, the Avaya IP Endpoint license is required.

## 5.0 About the Avaya JBM24 Button Module

### 5.1. Functionality of JBM24 Button Module

The Avaya JBM24 Button Module provides the following capabilities:

- Attaches to right side of J169 or J179 to provide 24 additional configurable feature/line buttons
- Each feature/line button has a red/green indicator
- Two monochrome displays
- Contrast adjustable from base J169/J179
- Up to three JBM24 can be connected to a J169/J179
- Power is supplied by base J169/J179 (increases PoE to class 2)
- User can customize to determine which features/lines are positioned on the JBM24<sup>15</sup>



### 5.2. Why Purchase the Avaya JBM24 Button Module?

The JBM24 Button Module is used by end-users who need additional feature/line buttons and do not want to see them by scrolling on the main screen.

### 5.3. License Requirements – JBM24 Button Module

No additional licencing is required for the use of the JBM24 Button Module.

---

<sup>15</sup> Requires J100 2.0 or later software

## 6.0 About the Avaya J100 Wireless Module

### 6.1 Functionality of J100 Wireless Module

The Avaya J100 Wireless Module is an optional plug-in-circuit board for the J129 IP Phone and J179 IP Phone which provides the following capabilities. *Note that WLAN functionality requires the use of J100 2.0 or later software. Bluetooth® functional requires the use of J100 4.0.0 or later software.*

- Provides WLAN connectivity on J129 and J179
  - Use wireless ethernet when wired ethernet is not available
    - The secondary PC port is NOT active if WLAN is used.
  - 802.11 a/b/g/n/ac
  - Multiple SSID
  - Enterprise-grade security:
    - WEP, WPA-PSK, WPA-Enterprise, WPA2-PSK, WPA2-Enterprise, WMM, EAP-FAST, PEAP-MSCHAPv2
  - Manual wired <-> wireless failover, manual SSID <-> SSID failover
  - Icon shows on phone screen top line when WLAN is in use.
- Provides connectivity to Bluetooth® wireless headsets on J179 when used with Avaya Aura or 3PCC.
  - Bluetooth® Version 4.2
  - Supports Handsfree profile and Headset profile.
  - Up to seven headsets can be paired
  - Bluetooth® power class 2 (10 meter range)
  - Status icon shows on phone screen top line when Bluetooth® is enabled.

### 6.2 Why Purchase the Avaya J100 Wireless Module?

The J100 Wireless Module is ideal for use with the J129/J179 in situations where wired Ethernet is not available. Example scenarios include transient/pop-up locations, trade-shows, retail, and work-at-home.

The J100 Wireless Module also supports Bluetooth® headset connectivity on the J179 when used with Avaya Aura or 3PCC. This allows operation with Bluetooth® wireless headsets for ease-of-use.

### 6.3 License Requirements – J100 Wireless Module

No additional licencing is required for the use of the J100 Wireless Module.

## 7.0 About the Avaya J139 IP Phone

### 7.1. Functionality of J139

The Avaya J139 IP Phone provides the following capabilities:

- Multiple line phone with four red/green line/feature indicators around display
- 2.8" (diagonal) color display – 320 x 240 pixels
- 4 Context Sensitive Soft Keys
- Supports SIP-AST for enhanced features and integration on Avaya Aura<sup>16</sup>
- Supports “CCMS over SIP” for features and integration on IP Office<sup>17</sup>
- Supported on selected 3rd-party Open SIP call platforms.
- Handset & Speakerphone. Integrated RJ9 headset port with Electronic Hook Switch (EHS).
- Recent Call Log (100 entries) / Aura Contact List (250 entries)<sup>14</sup>
- Built in volume boost control in Handset for Hearing Impaired<sup>18</sup>
- Mute Key with Mute Alerting
- Dual 10/100/1000 Ethernet ports to support co-located PC
- Power over Ethernet Class 1 and support for 802.3az.
- Simultaneous Registration & Fallback like 9600-series<sup>1</sup>
- Support for TLS / SRTP for encryption <sup>14,19</sup>
- Supports Basic IPT License; Enhanced IPT License for Security & Aura Resiliency<sup>14</sup>, Core License for SBC<sup>4</sup>; and Avaya IP Endpoint License with IP Office
- Configurable via web interface.



The Avaya J139 IP Phone uses J100 Series SIP software which supports the Avaya SIP-AST software with Avaya Aura<sup>®</sup> which provides incremental features over third party offers which support ‘SIPPING 19’ standards-based SIP software. With IP Office

---

<sup>16</sup> Supported with Avaya Aura<sup>®</sup> only.

<sup>17</sup> Requires IP Office 11.0.1 software.

<sup>18</sup> No need to separately order an amplified handset.

<sup>19</sup> Requires Enhanced IPT or Core License with Avaya Aura<sup>®</sup>

11.0.1 or later software, the Avaya J139 IP Phone provides incremental features over third party offers which support “SIPPING 19” standards-based SIP software.

### 7.2. Why Purchase the Avaya J139 IP Phone?

The Avaya J139 IP Phone is a cost-effective basic phone intended for simple communication, where making and receiving calls is the primary need.

The Avaya J139 IP Phone is the ideal solution for end-users who need the following capability:

- Gigabit Ethernet
- Headset
- Color display

and do not need:

- Wireless Lan connectivity
- Interworking with Avaya Contact Center Elite (CC Elite)
- Any of the following features on Avaya Aura® (MLPP, Bridge Call Appearance, Call Pickup, Hunt Group Busy, Team Button, Busy Indicator, Enhanced Call Forward, Dial Intercom, Exclusion, LNCC, Priority Calls, Whisper Page)
- Full feature capability on Avaya IP Office™
- Support for Bluetooth® headsets
- Button modules

### 7.3. License Requirements – J139 IP Phone

With Avaya Aura®, the Avaya J139 IP Phone is supported with the value priced Basic IPT License. The same requirements apply when ordering and using the Basic or Enhanced IPT Licenses when purchasing the Avaya J139 IP Phone as what existed when purchasing the E129 SIP Deskphone or 9601 SIP Deskphone. These requirements are documented in the [Avaya Aura IPT Licensing Offer Definition](#) and include:

- For each Basic IPT license ordered, there must be an equivalent number of Avaya J139 IP Phones ordered (or 1603-I, 1603SW-I, J129, or IPO Analog Terminal Adapters, in any combination)
- For each Enhanced IPT License ordered, there must be an equivalent number of Avaya J129/J139 IP Phones ordered (or 9601 IP Deskphones, in any combination)
- Minimum of 100 IPT Licenses must be ordered
- Suite licenses (V1: Foundation, Mobility, Collaboration or V2: Core, Power) must make up at least 20% of the total\* Licenses in the system. \*Total licenses in the system include Suites + Analog + IPT.

## Introducing the J100-Series IP Phones

When considering the use of the Avaya J139 IP Phone on Avaya Aura<sup>®</sup>, careful consideration must be made of the features required by the users and the associated licence.

- The Basic IPT License entitles the user to basic communications and features only, with additional a la carte licenses required to enable features including CM Messaging, Avaya Aura Messaging (Basic or Mainstream), or EC500.
- The Avaya J139 IP Phone supports additional features that are enabled through the use of the Enhanced IPT or Core Licenses. An Enhanced IPT License is required to use security features including SRTP, TLS, encrypted SRTCP, and certificates, as well as for Aura resiliency. The use of an Avaya J139 IP Phone with a Core License on Avaya Aura<sup>®</sup> will enable all supported features within other Licensing levels listed above including Multiple Device Access (MDA), EC500, enhanced Security and Resiliency. To enable remote use with Avaya Session Border Control for Enterprise, an Avaya Core License and a la carte SBC add-on license is required.





With Avaya IP Office<sup>™</sup>, the Avaya IP Endpoint license is required.

## 8.0 J100-Series – Portfolio Overview

	J129	J139	J169	J179	JBM24
					
Color	No (Monochrome)	Yes	No (Grayscale)	Yes	No (Grayscale)
Display	2.3", 128 x 32 pixel	2.8", 320 x 240 pixel	3.5", 320 x 240 pixel	3.5", 320 x 240 pixel	
Green/Red Call Indicators	0	4	8	8	24
Softkeys	3	4	4	4	N/A
Ethernet Switch	Dual 10/100	Dual 10/100/1000	Dual 10/100/1000	Dual 10/100/1000	N/A
Wi-Fi®	Optional Module	No	No	Optional Module	N/A
Wired Headset	No	Yes	Yes	Yes	N/A
Bluetooth® Headset	No	No	No	Optional Module	N/A
Expansion Module Capable	No	No	Yes (3)	Yes (3)	N/A
Optional DC Power	No	Yes	Yes	Yes	N/A
Softkeys	3	4	4	4	N/A

**Notes:** Support for WiFi requires minimum J100 2.0.0 software. Support for Bluetooth requires minimum J100 4.0.0 software.

## 9.0 Comparison – 9608G/J169 and 9611G/J179

	9608G	J169	9611G	J179
				
Color	No (Grayscale)	No (Grayscale)	Yes	Yes
Display	3.8", 181 x 120 pixel	3.5", 320 x 240 pixel	3.5", 320 x 240 pixel	3.5", 320 x 240 pixel
Green/Red Call Indicators	8	8	8	8
Softkeys	4	4	4	4
Ethernet Switch	Dual 10/100/1000	Dual 10/100/1000	Dual 10/100/1000	Dual 10/100/1000
Wi-Fi®	No	No	No	Optional Module
Wired Headset	Yes	Yes	Yes	Yes
Bluetooth® Headset	No	No	No	Optional Module
Expansion Module Capable	Yes (3)	Yes (3)	Yes (3)	Yes (3)
Optional DC Power	No	Yes	No	Yes
Softkeys	4	4	4	4

### 9.1. 9608G/9611G versus J169/J179

- J169/J179 can be used as a SIP phone with standalone IP Office and OpenSIP. 9608G/9611G can only be used with H.323 on IP Office and are not supported with OpenSIP.
- J169/J179 with SIP software support a high degree of user customization when deployed on Aura or OpenSIP. 9608G/9611G do not support this user customization.
- J169/J179 can use a lower-cost 5 Volt adapter if no PoE is available compared to an in-line PoE injector for the 9608G/9611G.



## Introducing the J100-Series IP Phones

- 9608G/9611G support a WML browser. J169/J179 does not.

### **9.2. 9608G versus J169**

J169 has slightly smaller display (3.5" vs 3.8") but higher resolution (320 x 240 pixel vs 181 x 120 pixel). This leads to a significantly better experience and allows the J169 to support functionality such as a background image and Arabic font which is not supported on the 9608G.

### **9.3. 9611G versus J179**

- J179 supports Bluetooth and WiFi via optional J100 Wireless Module. 9611G does not.
- 9611G has a USB port (only used with H.323 software) and J179 does not.

## 10.0 J100 SIP software

The J100-Series IP Phones use J100 SIP software. Information on the new capabilities of each release of software, advisements, known issues, and compatible call platforms can be found in the associated ReadMe file. The following table provides a history of the J100 SIP software releases.

Release	ID	Date	Link to Readme file
1.0.0.0	1.0.0.0.43	Dec 2016	<a href="https://support.avaya.com/css/P8/documents/101033485">https://support.avaya.com/css/P8/documents/101033485</a>
1.1.0.0	1.0.0.0.15	Mar 2017	<a href="https://support.avaya.com/css/P8/documents/101037079">https://support.avaya.com/css/P8/documents/101037079</a>
1.1.0.1	1.0.0.1.3	Aug 2017	<a href="https://support.avaya.com/css/P8/documents/101042514">https://support.avaya.com/css/P8/documents/101042514</a>
1.5.0.0	1.5.0.0.15	Mar 2018	<a href="http://support.avaya.com/css/P8/documents/101047039">http://support.avaya.com/css/P8/documents/101047039</a>
2.0.0.0	2.0.0.0.45	April 2018	<a href="https://support.avaya.com/css/P8/documents/101048016">https://support.avaya.com/css/P8/documents/101048016</a>
3.0.0.0	3.0.0.0.20	July 2018	<a href="https://support.avaya.com/css/P8/documents/101050223">https://support.avaya.com/css/P8/documents/101050223</a>
3.0.0.1	3.0.0.1.6	Aug 2018	<a href="https://support.avaya.com/css/P8/documents/101051793">https://support.avaya.com/css/P8/documents/101051793</a>

## 11.0 Deskphone H.323 software for J169/J179

Deskphone H.323 software is used with the 9600-series IP Deskphones. Deskphone H.323 Release 6.7.0 software adds support for the J169 IP Phone and J179 IP Phone. Information on the new capabilities of each release of software, advisements, known issues, and compatible call platforms can be found in the associated ReadMe file. The following table provides a history of the Deskphone H.323 software which supports the J169/J179.

Release	ID	Date	Link to Readme file
6.7.0	6.7002	May 2018	<a href="https://support.avaya.com/css/P8/documents/101049643">https://support.avaya.com/css/P8/documents/101049643</a>

## 12.0 Other Product Information

### 12.1. Package Contents

The Avaya J129 IP Phone, Avaya J139 IP Phone, Avaya J169 IP Phone, and Avaya J179 IP Phone ship in a box containing the IP Phone, handset with cord, and dual-position phone stand.

An Ethernet cable is NOT included in the package and must be sourced separately.

### 12.2. Power Options

The Avaya J129 IP Phone is compatible with Power over Ethernet switches (PoE) as a Class 1 device. To function, the Avaya J129 IP Phone must be powered via PoE either through the Ethernet cable from the host data switch, or through the optional single port PoE injector. When using the J100 Wireless Module for WiFi connectivity and no Ethernet connectivity is available/required, then the single port PoE injector is still required but only to provide power.

The Avaya J169 IP Phone and Avaya J179 IP Phone are compatible with Power over Ethernet switches as a Class 1 device or a Class 2 device (depending upon the use of optional JBM24 and/or J100 Wireless Module). If PoE is not available from the host data switch, then an optional AC power supply can be used. When using the J100 Wireless Module for WiFi connectivity on the J179 and no Ethernet connectivity is available/required, then the 5 volt AC power supply can be used.

The Avaya J139 IP Phone is compatible with Power over Ethernet switches as a Class 1 device. If PoE is not available from the host data switch, then an optional AC power supply can be used.

The J100-series IP Phones support 802.3az “Energy Efficient Ethernet” to conserve power when idle. The Avaya J129/J139/J169/J179 IP Phone are all ENERGY STAR<sup>®iii</sup> certified.

### 12.3. Platform Support

The Avaya J129 IP Phone, Avaya J139 IP Phone, Avaya J169 IP Phone, and Avaya J179 IP Phone are supported on Avaya Aura<sup>®</sup>, Avaya IP Office<sup>™</sup>, Zang Office and select third party call control platforms. For details on specific release compatibility, refer to the software ReadMe files on <http://support.avaya.com>.

## 12.4. Dimensions

J129 IP Phone	dimensions on desk (stand in high position): 156 mm (6.1 in) Wide x 170 mm (6.7 in) Deep x 175mm (6.9 in) Tall
	dimensions when wall mounted: 156 mm (6.1 in) Wide x 100 mm (3.9 in) Deep x 198 mm (7.8 in) Tall
	boxed dimensions: 244 mm (9.6 in) x 222 mm (8.7 in) x 66 mm (2.6 in)
J169 IP Phone, or J179 IP Phone	dimensions on desk (stand in high position): 187 mm (7.4 in) Wide x 175 mm (6.9 in) Deep x 183 mm (7.2 in) Tall
	dimensions when wall mounted: 187 mm (7.4 in) Wide x 100 mm (3.9 in) Deep x 225 mm (8.9 in) Tall
	boxed dimensions: 250 mm (9.8 in) x 225 mm (8.9 in) x 82 mm (3.2 in)
JBM24 Button Module	dimensions on desk (stand in high position): 89 mm (3.5 in) Wide x 175 mm (6.9 in) Deep x 183 mm (7.2 in) Tall
	dimensions when wall mounted: 89 mm (3.5 in) Wide x 100 mm (3.9 in) Deep x 225 mm (8.9 in) Tall
	boxed dimensions: 280 mm (11.0 in) x 145 mm (5.7 in) x 78 mm (3.1 in)
J100 Wireless Module	dimensions: 33 mm (1.3 in) x 28 mm (1.1 in) x 3 mm (0.1 in)
	boxed dimensions: 128 mm (5.0 in) x 80 mm (3.1 in) x 45 mm (1.8 in)
J139 IP Phone	dimensions on desk (stand in high position): 179 mm (7.0 in) Wide x 170 mm (6.7 in) Deep x 177mm (7.0 in) Tall
	dimensions when wall mounted: 179 mm (7.0 in) Wide x 100 mm (3.9 in) Deep x 219 mm (8.6 in) Tall
	boxed dimensions: 280 mm (11.0 in) x 145 mm (5.7 in) x 78 mm (3.1 in)

<sup>i</sup> The Bluetooth® word mark and logos are registered trademarks owned by the Bluetooth SIG, Inc. and any use of such marks by Avaya is under license. Other trademarks and trade names are those of their respective owners.

<sup>ii</sup> Wi-Fi® is a registered trademark of Wi-Fi Alliance.

<sup>iii</sup> ENERGY STAR and the ENERGY STAR mark are registered trademarks owned by the U.S. Environmental Protection Agency.